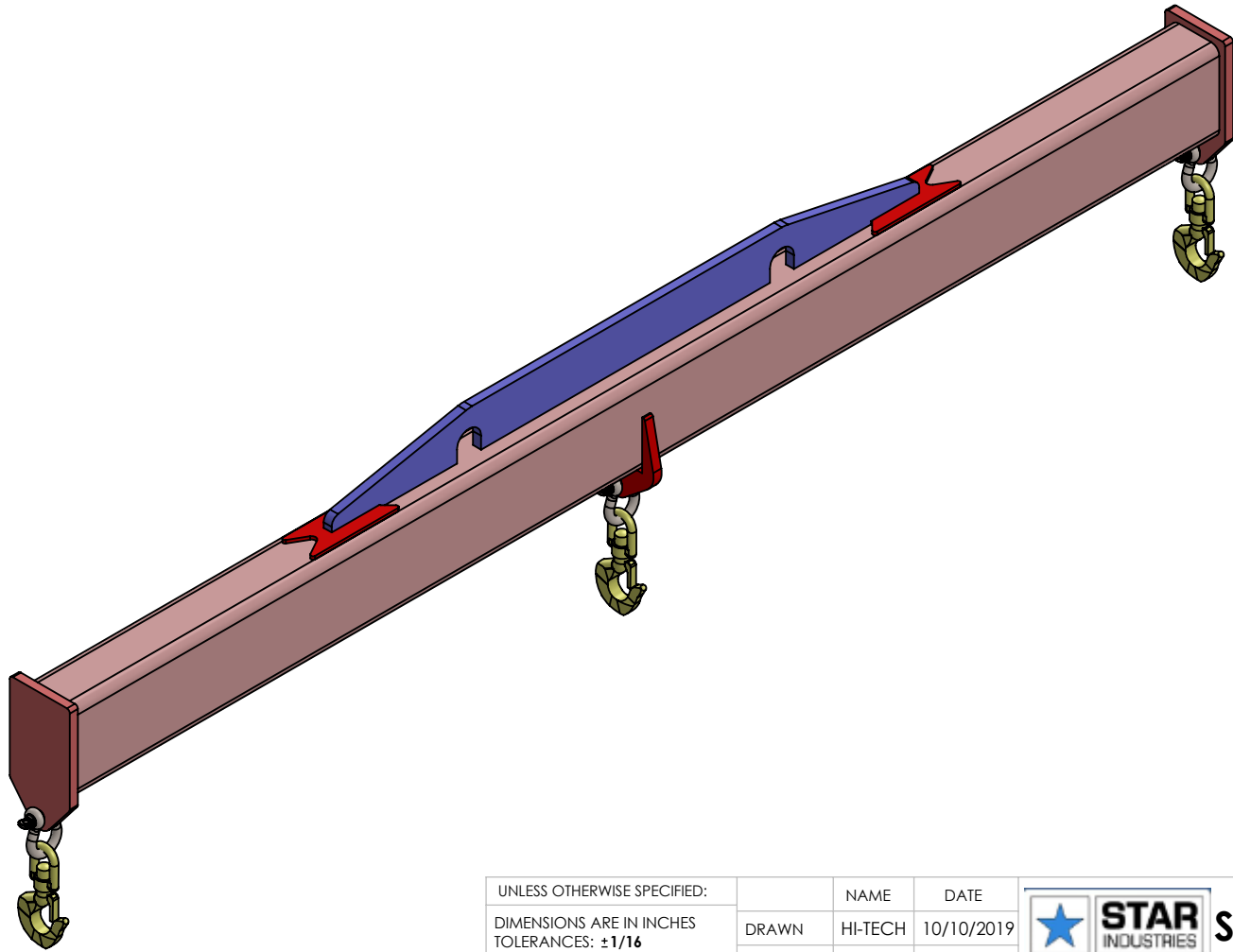


# 1177A



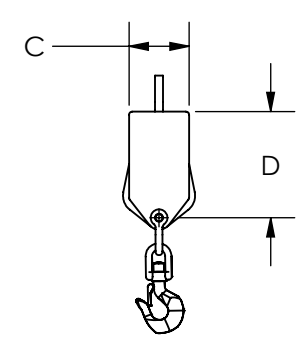
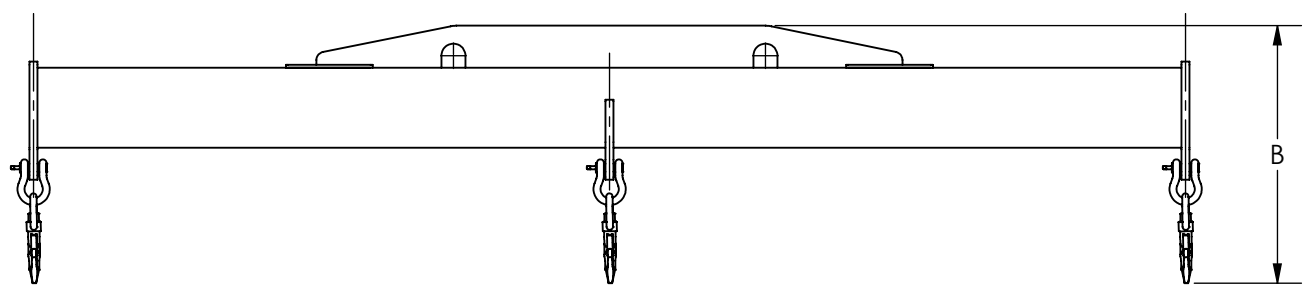
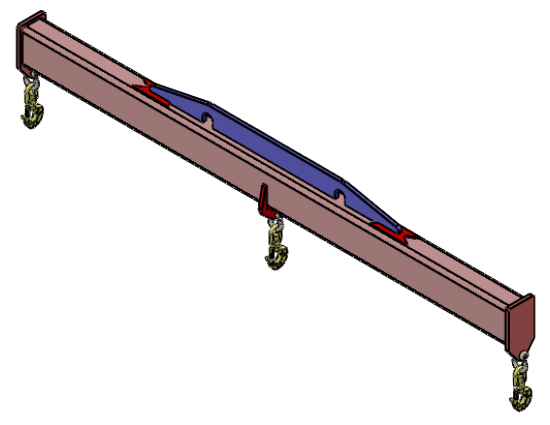
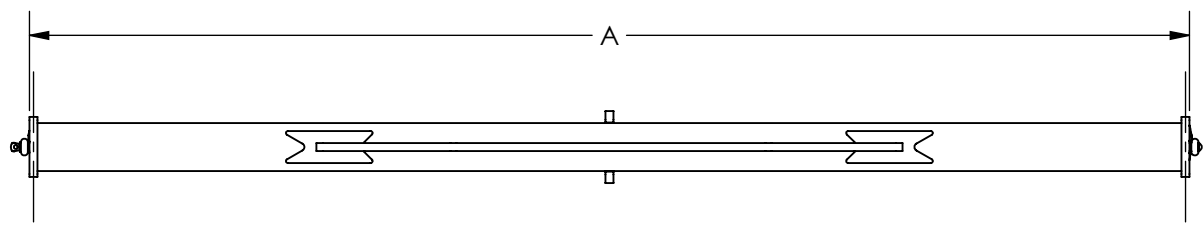
**PROPRIETARY AND CONFIDENTIAL**  
 THE INFORMATION CONTAINED IN THIS DRAWING IS THE SOLE PROPERTY OF STAR INDUSTRIES. ANY REPRODUCTION IN PART OR AS A WHOLE WITHOUT THE WRITTEN PERMISSION OF STAR INDUSTRIES IS PROHIBITED.

UNLESS OTHERWISE SPECIFIED:		NAME	DATE
DIMENSIONS ARE IN INCHES		DRAWN	HI-TECH 10/10/2019
TOLERANCES: $\pm 1/16$		CHECKED	
FRACTIONAL $\pm$		ENG APPR.	
ANGULAR: MACH $\pm$ BEND $\pm$		MFG APPR.	
TWO PLACE DECIMAL $\pm$		Q.A.	
THREE PLACE DECIMAL $\pm$		COMMENTS:	
INTERPRET GEOMETRIC TOLERANCING PER:			
MATERIAL REFER PARTS DETAILS			
FINISH			
DO NOT SCALE DRAWING			



**TITLE:**  
 TUBE ASSLY WITH SWIVEL HOOKS

SIZE <b>A</b>	DWG. NO. 1177A-DLR	REV <b>0</b>
SCALE: 1:16	WEIGHT: 628 LBS	SHEET 1 OF 2



MODEL NO.	A	B	C	D	MAX LOAD (LBS.)		BOLTED SHACKLES	SWIVEL HOOKS W/LATCHES
					CENTER HOOK USED ALONE	USING TWO END HOOKS OR ALL 3 HOOKS		
<b>1177A</b>	<b>145"</b>	<b>32 3/16"</b>	<b>7 1/2"</b>	<b>13 1/4"</b>	-	-	<b>3/4"- 7 TON</b>	<b>5 TON</b>

SIZE <b>A</b>	DWG. NO. 1177A-DLR	REV <b>0</b>
SCALE: 1:24	WEIGHT: 628 LBS	SHEET 2 OF 2