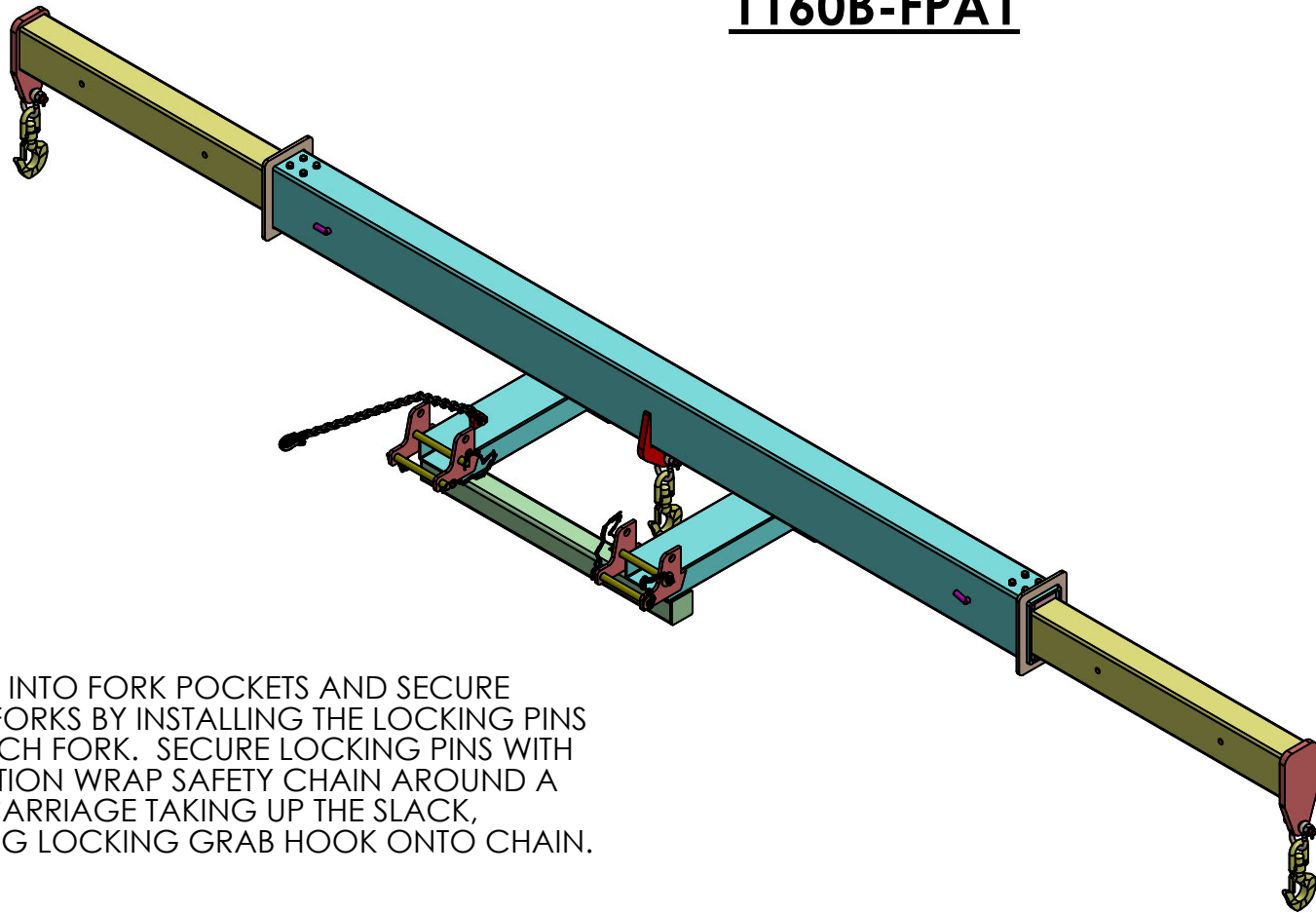


# 1160B-FPA1



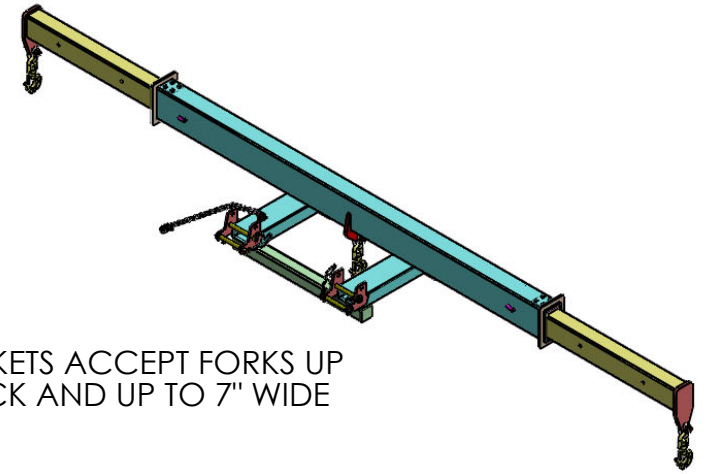
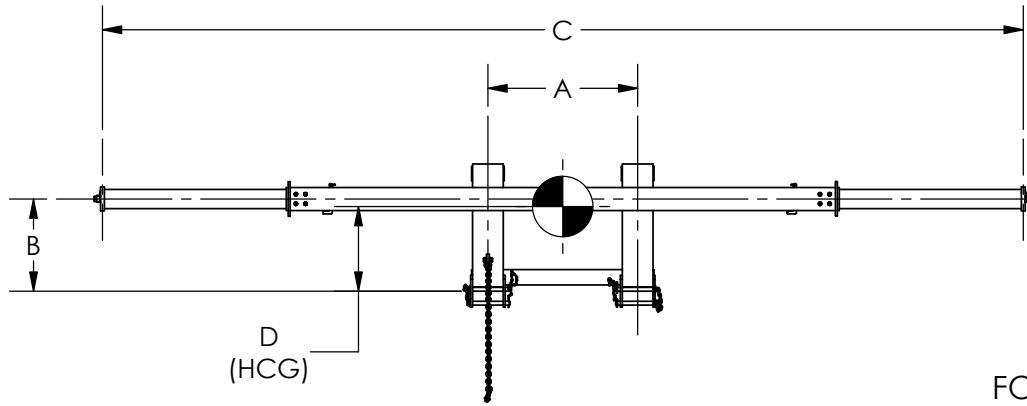
INSTALLATION:  
 INSERT FORKS FULLY INTO FORK POCKETS AND SECURE SPREADER BAR TO FORKS BY INSTALLING THE LOCKING PINS BEHIND HEEL OF EACH FORK. SECURE LOCKING PINS WITH HAIR PINS. IN ADDITION WRAP SAFETY CHAIN AROUND A STRONG PART OF CARRIAGE TAKING UP THE SLACK, SECURE BY HOOKING LOCKING GRAB HOOK ONTO CHAIN.

**PROPRIETARY AND CONFIDENTIAL**  
 THE INFORMATION CONTAINED IN THIS DRAWING IS THE SOLE PROPERTY OF STAR INDUSTRIES. ANY REPRODUCTION IN PART OR AS A WHOLE WITHOUT THE WRITTEN PERMISSION OF STAR INDUSTRIES IS PROHIBITED.

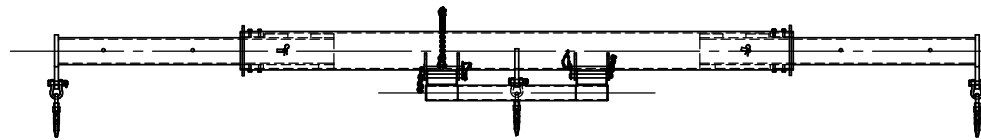
|                                      |           |                   |
|--------------------------------------|-----------|-------------------|
| UNLESS OTHERWISE SPECIFIED:          | NAME      | DATE              |
| DIMENSIONS ARE IN INCHES             | DRAWN     | HI-TECH 4/18/2019 |
| TOLERANCES: $\pm 1/16$               | CHECKED   |                   |
| FRACTIONAL $\pm$                     | ENG APPR. |                   |
| ANGULAR: MACH $\pm$ BEND $\pm$       | MFG APPR. |                   |
| TWO PLACE DECIMAL $\pm$              | Q.A.      |                   |
| THREE PLACE DECIMAL $\pm$            | COMMENTS: |                   |
| INTERPRET GEOMETRIC TOLERANCING PER: |           |                   |
| MATERIAL REFER PARTS DETAILS         |           |                   |
| FINISH                               |           |                   |
| DO NOT SCALE DRAWING                 |           |                   |

|             |                     |              |
|-------------|---------------------|--------------|
|             |                     |              |
| TITLE:      |                     |              |
| 1160B-FPA1  |                     |              |
| SIZE        | DWG. NO.            | REV          |
| <b>A</b>    | 1160B-FPA1 DLR      | <b>0</b>     |
| SCALE: 1:25 | WEIGHT: 1173.66 LBS | SHEET 1 OF 2 |

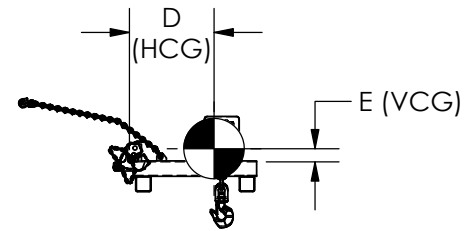
# 1160B-FPA1



FORK POCKETS ACCEPT FORKS UP TO 2.5" THICK AND UP TO 7" WIDE



SHOWN FULLY EXTENDED.  
EXTENDS FROM 12 FT. TO 16 FT. TO 20 FT.



NOTE: CG IS MEASURED FROM TOP OF FORK BLADE  
AND FROM FACE OF FORK UPRIGHT

| MODEL NO.  | A   | B   | C    | D   | E       | MAX LOAD (LBS.)        |                 |               | BOLTED SHACKLES | SWIVEL HOOKS W/LATCHES |                |
|------------|-----|-----|------|-----|---------|------------------------|-----------------|---------------|-----------------|------------------------|----------------|
|            |     |     |      |     |         | CENTER HOOK USED ALONE | FULLY RETRACTED | MID EXTENSION |                 |                        | FULL EXTENSION |
| 1160B-FPA1 | 39" | 24" | 240" | 22" | 3 7/16" | 10,000                 | 16,800          | 11,200        | 8,000           | 3/4"- 7 TON            | 5 TON          |

CAUTION; USE FOR VERTICAL LIFT ONLY -  
DO NOT USE TO PULL A LOAD.

|                  |                            |                 |
|------------------|----------------------------|-----------------|
| SIZE<br><b>A</b> | DWG. NO.<br>1160B-FPA1 DLR | REV<br><b>0</b> |
| SCALE: 1:50      | WEIGHT: 1173.66 LBS        | SHEET 2 OF 2    |