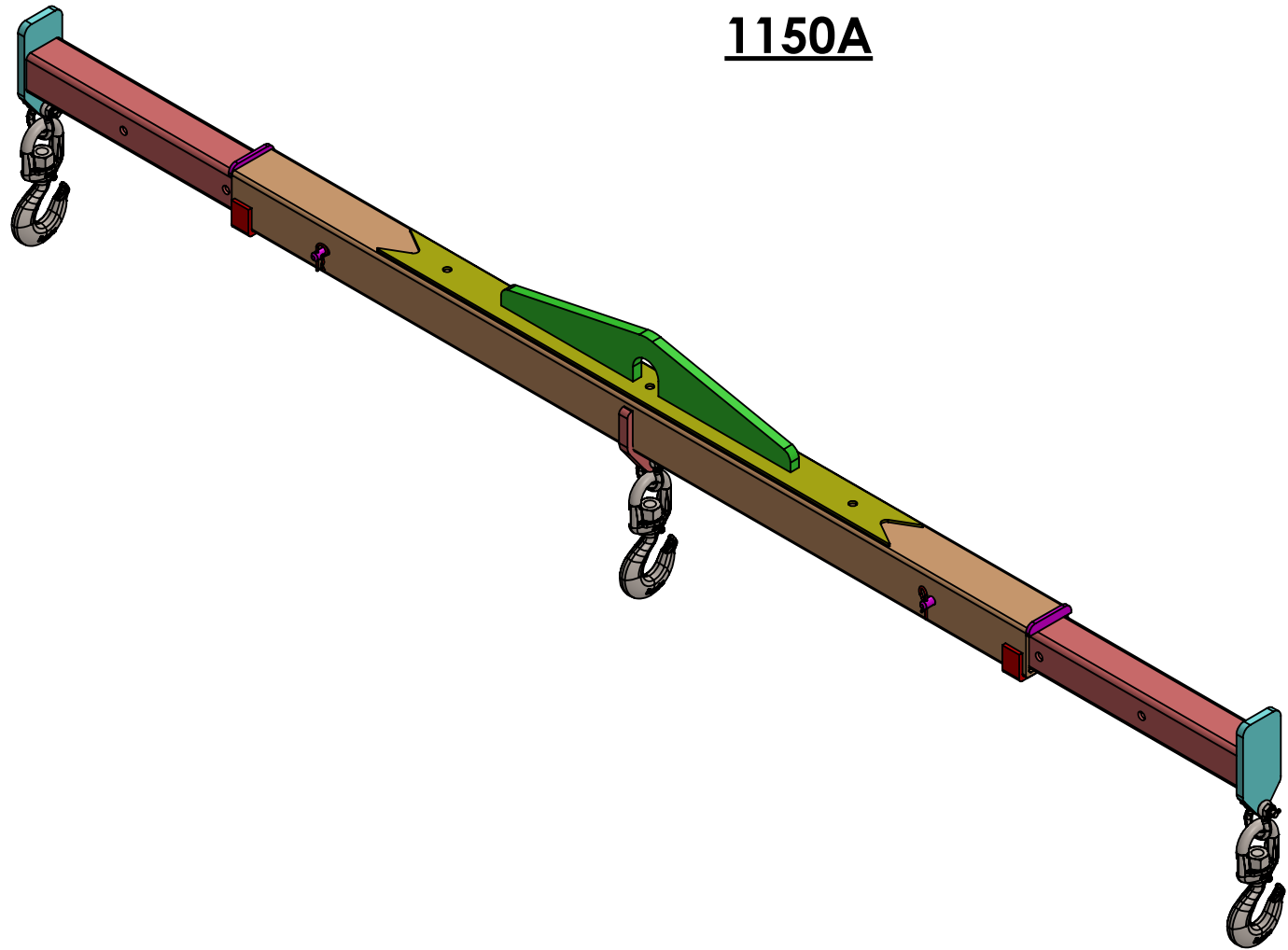


# 1150A



**PROPRIETARY AND CONFIDENTIAL**  
 THE INFORMATION CONTAINED IN THIS DRAWING IS THE SOLE PROPERTY OF STAR INDUSTRIES. ANY REPRODUCTION IN PART OR AS A WHOLE WITHOUT THE WRITTEN PERMISSION OF STAR INDUSTRIES IS PROHIBITED.

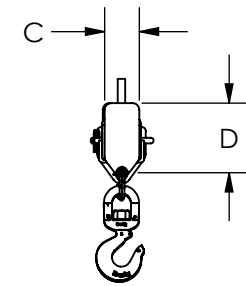
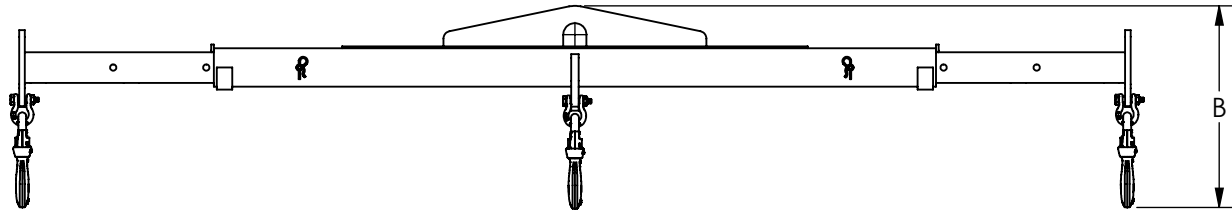
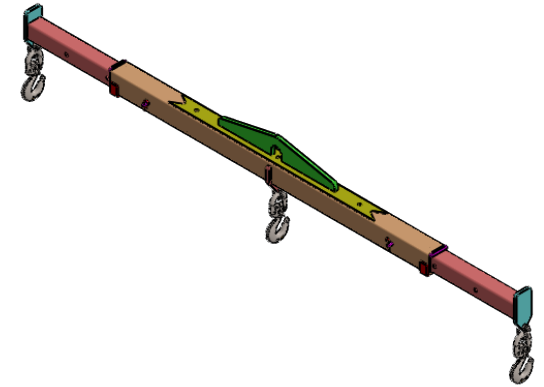
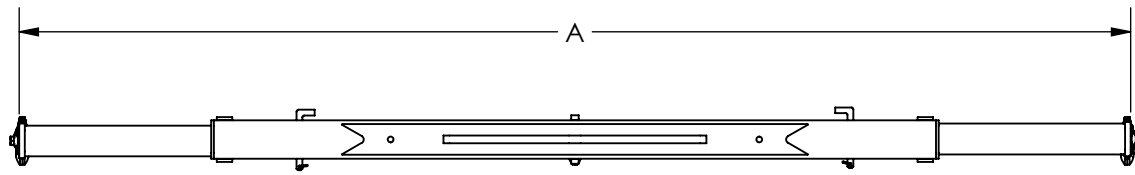
UNLESS OTHERWISE SPECIFIED:	
DIMENSIONS ARE IN INCHES	
TOLERANCES: $\pm 1/16$	
FRACTIONAL $\pm$	
ANGULAR: MACH $\pm$ BEND $\pm$	
TWO PLACE DECIMAL $\pm$	
THREE PLACE DECIMAL $\pm$	
INTERPRET GEOMETRIC TOLERANCING PER:	
MATERIAL	REFER PARTS DETAILS
FINISH	
DO NOT SCALE DRAWING	

	NAME	DATE
DRAWN	HI-TECH	10/8/2019
CHECKED		
ENG APPR.		
MFG APPR.		
Q.A.		
COMMENTS:		



**TITLE:**  
 EXTENDS 8FT -10 FT -12 FT -  
 CAP 8K - 6.4K -8K

SIZE	DWG. NO.	REV
<b>A</b>	1150A-DLR	<b>0</b>
SCALE: 1:15	WEIGHT: 385 LBS	SHEET 1 OF 2



MODEL NO.	A	B	C	D	MAX LOAD (LBS.)			BOLTED SHACKLES	SWIVEL HOOKS W/LATCHES
					FULLY RETRACTED	MID EXTENSION	FULL EXTENSION		
<b>1150A</b>	<b>114 3/4"</b>	<b>26 1/4"</b>	<b>4 1/2"</b>	<b>9 1/16"</b>	-	-	-	<b>5/8" - 3 TON</b>	<b>5 TON</b>

SIZE <b>A</b>	DWG. NO. 1150A-DLR	REV <b>0</b>
SCALE: 1:25	WEIGHT: 385 LBS	SHEET 2 OF 2