

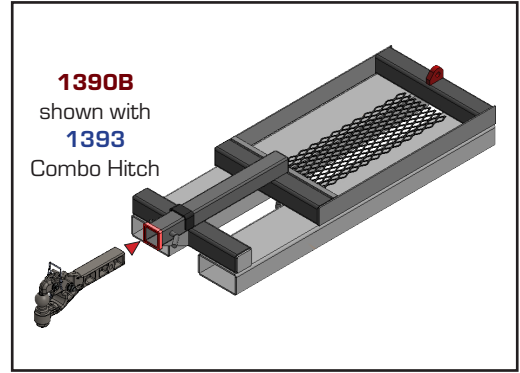


4101 GARLAND DRIVE, FORT WORTH, TX 76117
PH: 817-485-6073 TOLL FREE: 800-541-1797
WWW.STARINDUSTRIES.COM

FORKLIFT

LIFT-N-TOW

Operator's Manual for Model 1390B



BEFORE USE, READ AND UNDERSTAND THE COMPLETE OPERATOR'S MANUAL.

If you need clarification or any additional information call your Star dealer or call Star Industries @ 1-800-541-1797 during normal business hours.

Installation, Use & Safety Precautions

SPECIFICATIONS

The Star Model 1390B Lift-N-Tow is manufactured to meet or exceed all OSHA requirements and has been tested for the following lift capacity ratings:

- Lift Hook - maximum load capacity 4,000 lbs.
- 2" square Trailer Adapter Receiver
Lift capacity - 2,000 lbs.
Towing capacity - 10,000 lbs. MGTW

Caution: Some trailer adapters may be rated less and consequently would de-rate the capacity of receiver to their rated capacity.


- Optional Model 1393 Combo Hitch Trailer Adapter -
2" Ball and Pintle Hitch -
Lift Capacity - 2,000 lbs.
Towing Capacity - 10,000 lbs. MGTW

SAFETY CHAIN(S) MUST BE USED. WRAP CHAIN AROUND A STRONG PART OF THE FORK CARRIAGE AND SECURE WITH LOCKING GRAB HOOK.

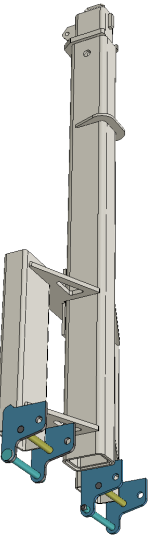
BEFORE USE, READ AND UNDERSTAND THE COMPLETE OPERATOR'S MANUAL.

If you need clarification or any additional information call your Star dealer or call Star Industries @ 1-800-541-1797 during normal business hours.

Customers Who Bought this product also bought





Safety Work Platforms -
Turn your forklift into an aerial work platform



Heavy Duty Jib
Extend the reach of your forklift.



Concrete Hoppers -
Turns your forklift into a concrete placer.



Prior to Use:

Inspect the Lift-N-Tow to ensure it is in safe operating condition and account for all necessary components. If any defects or damage are found discontinue use until corrections or safety assessment can be made by qualified personnel.

Installation:

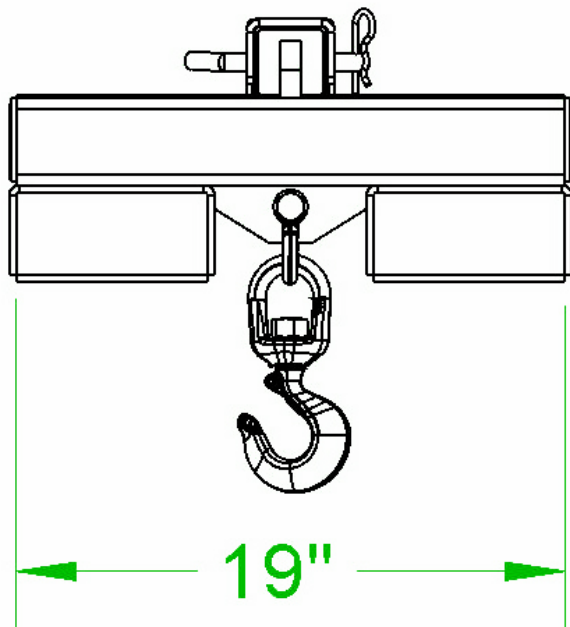
Install on forklift by inserting both forks fully into the Lift-N-Tow pockets so that the rear of Lift-N-Tow is against the back of the fork. Wrap the safety chain around a strong part of the forklift carriage. Be sure to choose an attachment point on the forklift that keeps the chain as level as possible. Take as many wraps as needed to take up the slack then hook the chain back onto itself making sure the open part of the grab hook is pointing down.. Chain angle must not exceed 45°.

Swivel Hook

A swivel hook is located on the underside of the Lift-N-Tow for picking suspended loads. The hook is rated at 4000 lbs. lift capacity and is 30" from the back of the Lift-N-Tow. The 4000 lbs rating is for the Lift-N-Tow and does not reflect the capacity of the forklift. Furthermore, the increased load center of the hook (increased from the 24" standard to 30") and the weight of the Lift-N-Tow de-rates the capacity of the forklift and must be taken into consideration when lifting loads. The forklift manufacturers should be able to provide de-rated load charts if requested. Take care not to overload the forklift.

Trailer Adapter Receiver

The receiver mounted on top of the Lift-N-Tow accepts standard 2" square trailer adapters. The adapter must be secured with the hitch pin and hairpin provided. The receiver is rated for up to 2,000 lbs. lift capacity and 10,000 lbs. maximum gross towing weight (M.G.T.W) however; the capacity of many of the trailer adapters are less and their capacity should not be exceeded



A return authorization number must be obtained from Star Industries before a product can be returned for inspection and/or warranty and that number must appear on the return shipping label. Upon inspection, Star Industries will determine if the product is defective and if so, whether it will be repaired or replaced. Repair or replacement is at the discretion of Star Industries. Transportation charges to Star Industries are not covered under the warranty and must be prepaid by dealer or customer unless it is within the first two years of warranty. In which case, if evidence acceptable to Star Industries, is provided that the product is defective and the return is from within the continental United States or Canada, Star will arrange for return shipment at Star Industries expense. Products found to be defective within the initial two year period and returned to Star Industries for repair or replacement will be returned to the dealer or customer freight prepaid providing it is within the continental United States or Canada. Warranted products to be shipped outside the United States or Canada and those warranted after the initial 2 years will be shipped freight collect. Unwarrantable products will be returned freight collect at the request of the dealer or customer, otherwise they will be destroyed.

LIMITATION OF DAMAGES: Star's obligation under this warranty shall not include costs of installation, duty, taxes or any other charges whatsoever or any liability for direct, indirect, incidental or consequential damages or delay. Star's liability for any and all losses and damage to purchaser resulting from any cause whatsoever, including negligence or breach of form of warranty, express or implied by Star, alleged damage for defective goods, irrespective of whether such defects are discoverable or latent, shall in no event exceed the purchase price of the particular goods. Products repaired or replaced under this

warranty are warranted only for the remainder of the original warranty. Any improper use including operation after discovery of defective or worn parts not approved by Star or any alteration or repair by others in such manner as in Star's judgment Effects the product materially and adversely shall void this warranty.

THE FOREGOING WARRANTIES ARE EXCLUSIVE AND ARE IN LIEU OF ALL OTHER WARRANTIES (WHETHER WRITTEN, ORAL OR IMPLIED) INCLUDING WARRANTIES OF MERCHANTABILITY AND WARRANTY OF FITNESS FOR A PARTICULAR PURPOSE.

Star Industries Limited Warranty

Star Products are warranted to the original purchaser against defective workmanship and/or materials (when properly installed, used, and maintained) for a period as specified below from date of delivery to the customer by an authorized Star Dealer or direct from Star Industries. This warranty does not cover misuse, abuse, normal wear and tear, or accidental damage.

5 year Warranty: All Star products except as noted below.
(Includes HD Auger Drives & most non-hydraulic products)

2 year Warranty: Medium Duty Auger Drives

1 year Warranty: Auger Bits and Auger Accessories
(excludes auger drives), Crane Forks, Grapples, 4 In 1 Buckets, Angle Broom, Mad Beaver Brush Cutters, Big Mouth Tree Shears, Self Dumping Hoppers, Replacement Forks, and Over the Bucket Forks

6 month Warranty: Concrete Mixers

WARRANTY CLAIM NOTIFICATION:

Product defects should be reported to the Star dealer from whom the product was purchased or to Star Industries in writing promptly after discovery. Preferably photographs showing the defect should also be provided along with a written report of circumstances involved. Warranty claims not made within 30 days after discovery of the defect shall be null and void.

WARRANTY DETERMINATION:

If a warranty claim is found worthy and made within the warranty period we reserve the right at our discretion to repair existing defects or to replace it with the same or current model free of charge or to issue a credit for the reasonable cost of repair or take possession of the equipment and issue reimbursement for the calculated value.

WARRANTY PROCEDURE:

Upon notification, Star Industries will determine if the product will need to be returned to Star Industries for inspection or repair or if the Star dealer or other entity can be authorized to make the repair at his location or if circumstances dictate other solutions. Dealer or other entity repairs must have prior written authorization. Reimbursement will be at the current "Star Warranty Labor Rate" and will not include reimbursement for off site travel. A Warranty Claim Form must be submitted within 45 days of warranty repair authorization to receive credit for repair.

General Safety Requirements

Forklift operator must be properly trained and have required certifications. When using the Lift-N-Tow to move trailer mounted equipment or trailers make sure the Lift-N-Tow is properly secured to the forklift, the adapter is secured to the Lift-N-Tow, and the hitch is properly engaged. The forks should remain level when using the Lift-N-Tow. Also, be certain the forklift is capable of stopping the moving load.

When lifting with the hook make sure the hook is properly secured to the Lift-N-Tow and that the load is kept from swinging. Refer to the forklift operator's manual for proper operation and safety precautions for the forklift. Always observe all local, state, and federal Safety regulations.

Scheduled Inspections:

A visual inspection of the Lift-N-Tow should be performed by qualified personnel on a regular basis. The most critical areas to look at are around the receiver hitch welds and the areas around the hook plate and its welds. The trailer adapter, the ball or Pintle hitch, the swivel hook and shackle and the safety chain, shackle and grab hook should also be inspected for excessive wear, cracks, deformation, or missing parts. If a trailer ball is involved make sure the attachment nut is tight. If any defect is found that may affect safety, use of the Lift-N-Tow should be discontinued until proper repairs or parts replacements are made or it is determined that the defect will not compromise safety. In the meantime it should be clearly labeled "Do Not Use"

In addition it should be determined that the adapter and hitch capacity ratings are at least equal to the Lift-N-Tow receiver ratings - 2,000 lbs vertical lift and 10,000 GVTW. Hollow tube trailer adapters typically do not meet this requirement. If the adapter used is rated less, than the Lift-N-Tow it should be de-rated appropriately.

Decals should be replaced if found missing or illegible. Required decals include "Maximum Load Capacities and Caution" decal, "Empty Weight" decal and the Data Plate decal. Replacement decals are available from Star Industries at a nominal cost.

Frequency of visual inspections should be based on individual usage patterns. We recommend that you perform inspections on the same basis as you inspect the forklift. Daily, weekly, etc. The forklift operator should do a visual inspection at the beginning of every shift looking for notable visible damage or missing parts.

